CHIP TYPE CERAMIC TRIMMER CAPACITORS
TC03 SERIES, TC13 SERIES

Features

- Very Compact Package Type
- For Reflow-soldering use.
- Preserved from solvent.
- Dust-Proof structure.
- Lowest Tempetrature Coefficient and Capacitance Drift. (±1%)
- Optimum for automatic chip-mountor machine due to their small allowance in the dimensions and no air leak.
- Maximum capacitance can be checked by triangle-cut of rotor.

TC03 SERIES



Specifications

Model No.	Capacitance(pF)		Q(at1MHz,Cmax)	Rated voltage (V DC)	Temperature coefficient (ppm/°C)	Marking Color
	Max.	Min.				
TC03C030A	3.0^{+50}_{-0}%	1.5max.	500min.	100	0±200	black
TC03C060A	6.0^{+50}_{-0}%	2.0max.	500min.	100	0±300	blue
TC03U080A	8.0^{+50}_{-0}%	3.0max.	500min.	100	−750±500	violet
TC03C100A	10.0^{+100}_{-0}%	2.0max.	500min.	50	0±300	—
TC03C150A	15.0^{+100}_{-0}%	3.0max.	500min.	50	0±500	rose
TC03C200A	20.0^{+100}_{-0}%	4.5max.	500min.	50	0±500	red
TC03U300A	30.0^{+100}_{-0}%	5.5max.	200min.	50	−750±500	orange
TC03U400A	40.0^{+100}_{-0}%	8.0max.	200min.	50	−750±500	yellow

Withstanding Voltage	3pF,6pF,8pF 220V (DC) 10pF,15pF,20pF,30pF,40pF 110V (DC)	Insulation Resistance	1×10^4 [MΩ] Min.	Temperature Range	−25℃～+85℃

Dimensions

3.2(W)×4.5(L)×1.5(H) (Max)

unit : mm
general tolerance : ±0.2
driver slot : φ1.4×0.4

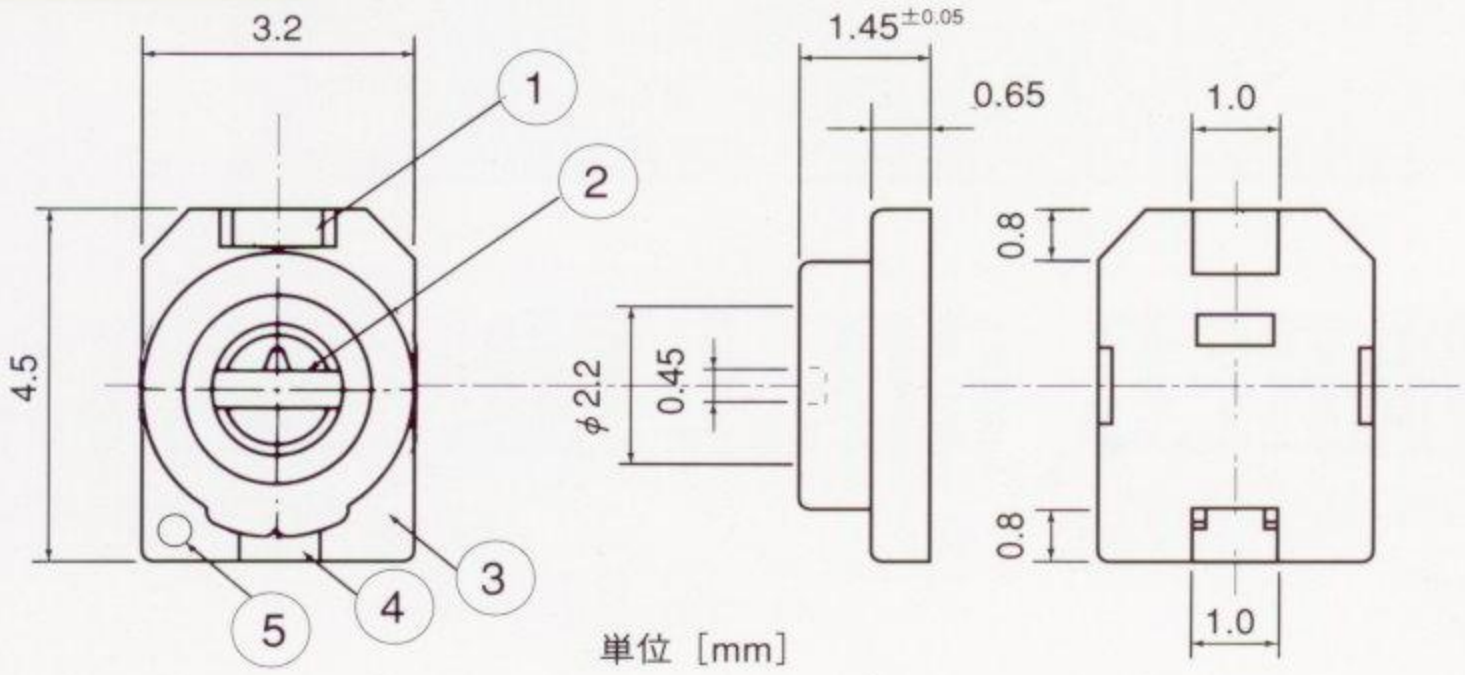

COMPONENT	MATERIAL
①Termination(hot end)	phospher bronze
②Rotor	brass
③Housing	liquid cristal polymer
④Termination(cold end)	phospher bronze
⑤Marking	

TC03 SERIES

Setting Drift

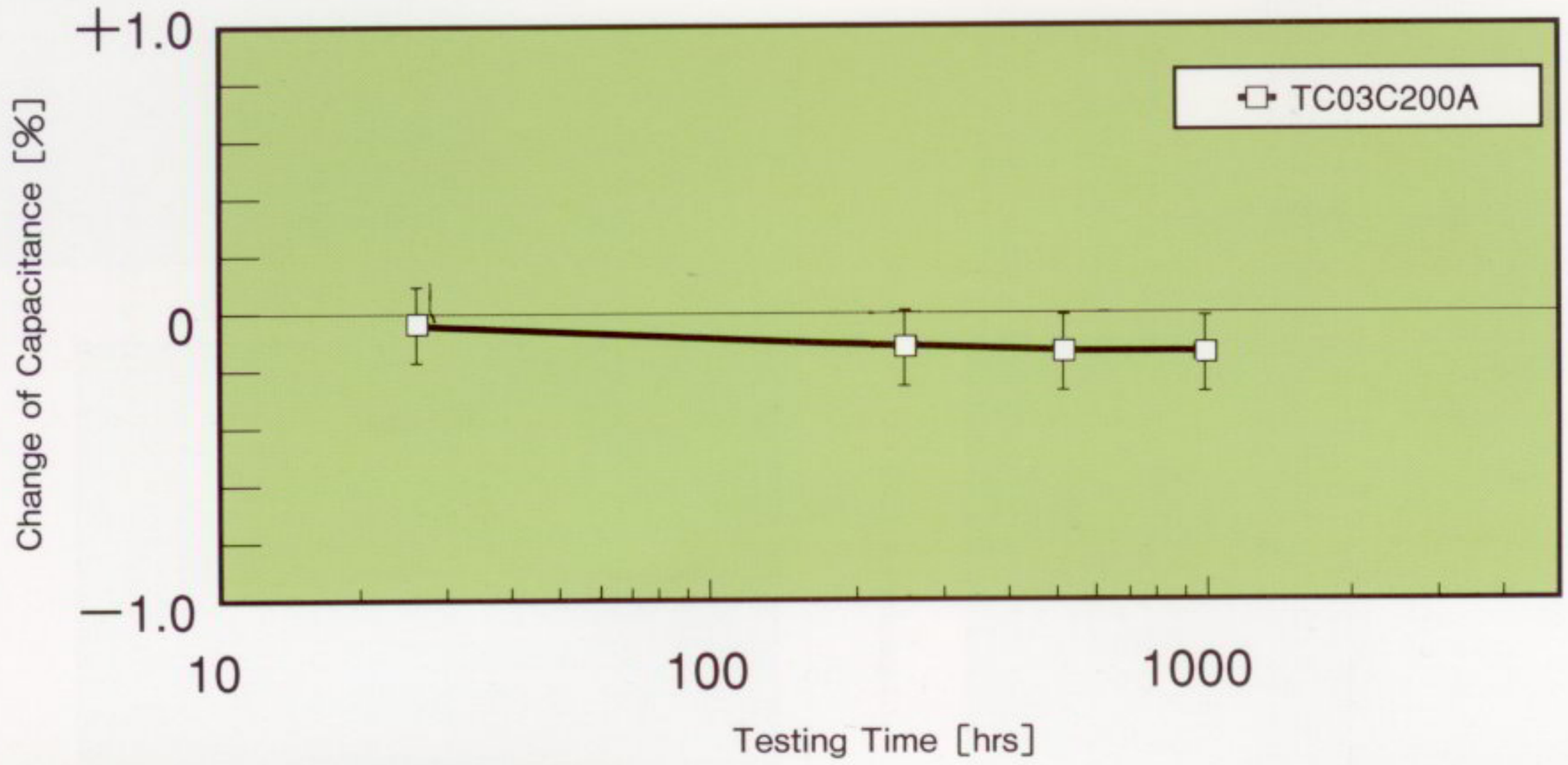

Loading at Elevated Temperature Test

(85℃ TC03U080A : DC220V, TC03C100A/200A : DC110V)

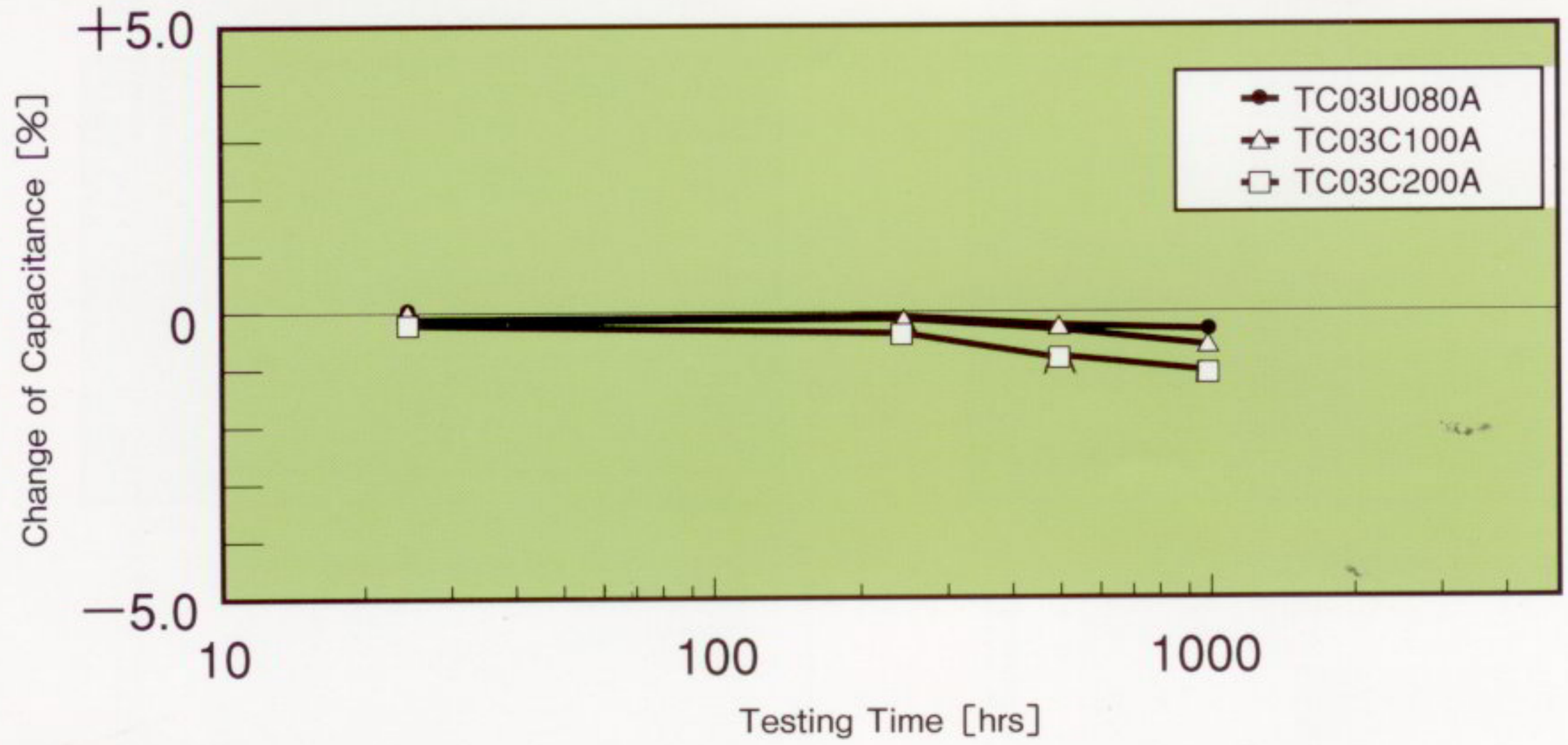

Damp Heat Test
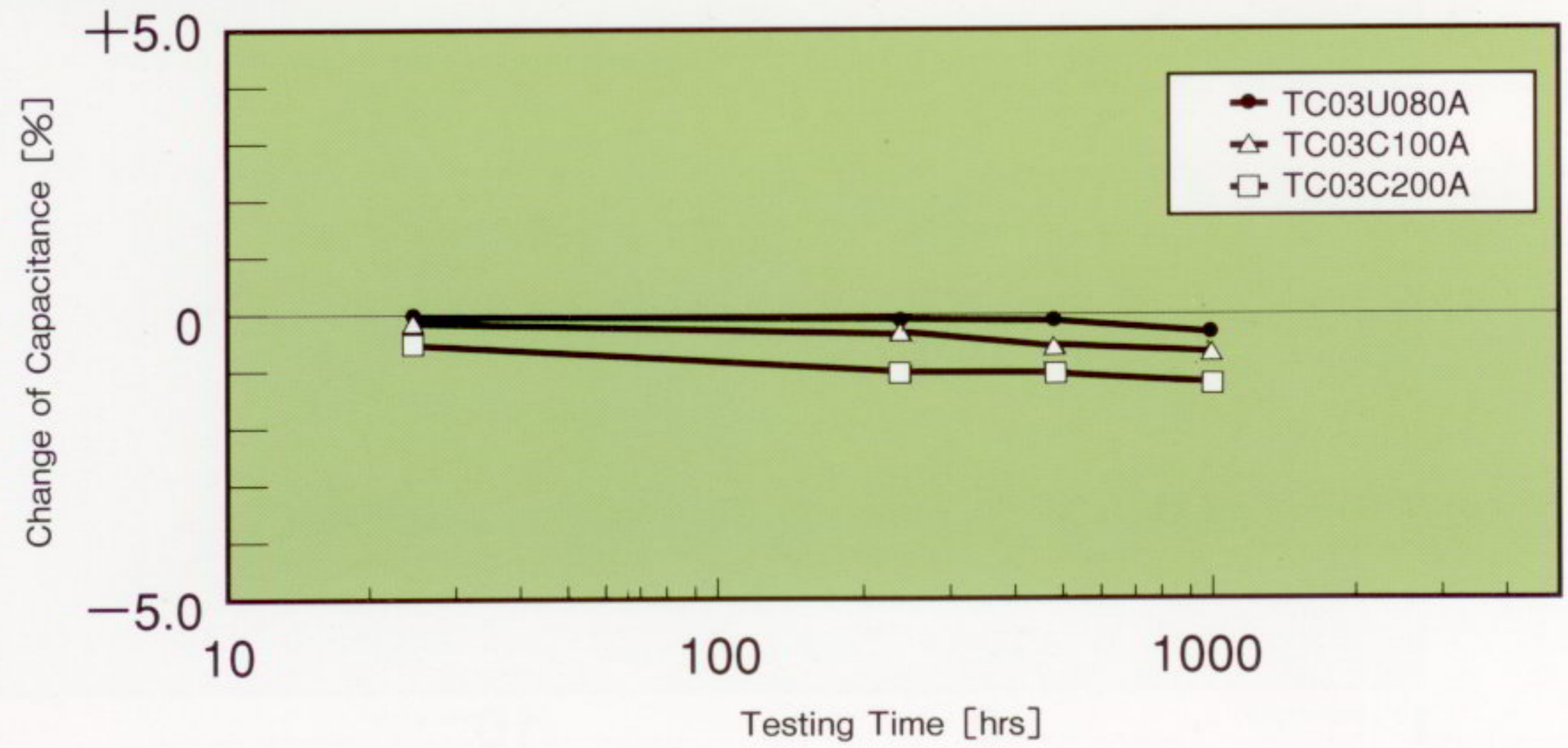
(40℃ 95%RH, TC03U080A : DC220V, TC03C100A/200A : DC110V)