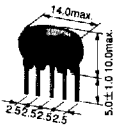


FILTERS FOR AUDIO VISUAL EQUIPMENT

SAW FILTERS FOR CATV/BS

SAW FILTER FOR CATV/BS

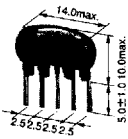
CATV Converters/ RF Converters



SAF61MB70Z

(in mm)

CATV Descramblers



SAF65.8MA72Z

(in mm)

Part Number	Insertion Loss (dB) max.	Flatness (dB) max.	Lower ch. Picture Carrier (dB) min.	Lower ch. Picture Carrier (dB) min.	Picture Carrier (dB)	Chroma Carrier (dB)	Sound Carrier (dB)	Upper ch. Picture Carrier (dB) min.	Spurious Response (dB) min.	Temperature Coefficient (ppm/C)
SAF61MB70Z	20	1 ²⁾	35	8	0 ¹⁾	0±1	2 max.	35	26 ³⁾	-28±20
SAF61MD70Z	23	2 ²⁾	30 ³⁾	8 ⁴⁾	2 max. ⁴⁾	2 max. ⁴⁾	2 max. ⁴⁾	14 ⁴⁾	14 ⁷⁾ 8)	-28±20
SAF61MZ72Z	22	—	30 ⁴⁾	40 ⁴⁾	5.5±1.2 ⁴⁾	5.0±1.5 ⁴⁾	20±3 ⁴⁾	40 ⁴⁾	28,30 ⁷⁾ 6)	-28±20

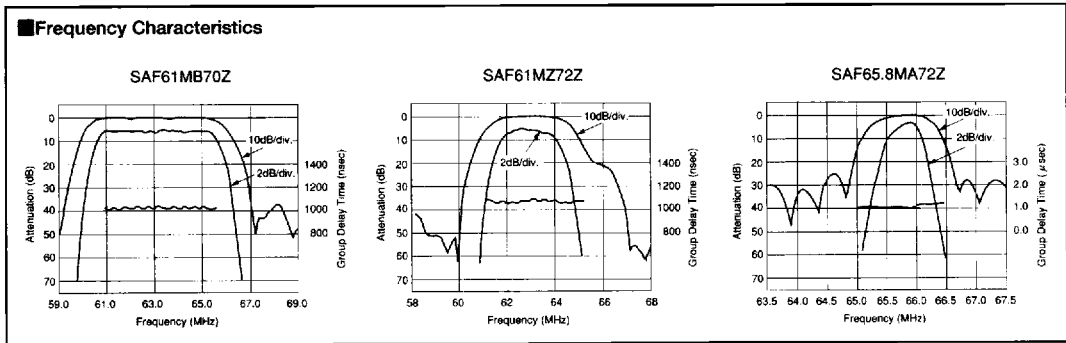
• SAF61MD70Z is a wide-band type. SAF61MZ72Z is for direct detection systems.
¹⁾ Reference Point. ²⁾ 61.25—64.83MHz. ³⁾ 61.25—65.75MHz. ⁴⁾ Reference level (0dB) is the peak value.
⁵⁾ 50—55.25MHz 67.25—78MHz. ⁶⁾ 0—55.25MHz 67.25—80MHz. ⁷⁾ 0—55.25MHz 68.25—80MHz.
⁸⁾ 30: 0—59.76MHz 28: 67.25—80MHz.

■ Minimum Quantity (order in sets only) : 500 pcs.

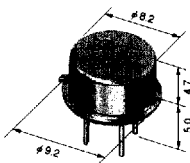
Part Number	Insertion Loss (dB) max.	Picture Carrier (dB)	Attenuation (dB) at fs-0.25MHz	Attenuation (dB) at fs+0.25MHz	Upper ch Picture Carrier (dB)	Spurious Response (dB) min.	Temperature Coefficient (ppm/C)
SAF65.8MA72Z	18	(25)	3	3	(30)	20*	-28±20

* The level at sound carrier frequency (fs) is to be the reference (0dB).
 * 0—64.7MHz, 66.8—100MHz.

■ Minimum Quantity (order in sets only) : 500 pcs.



BS

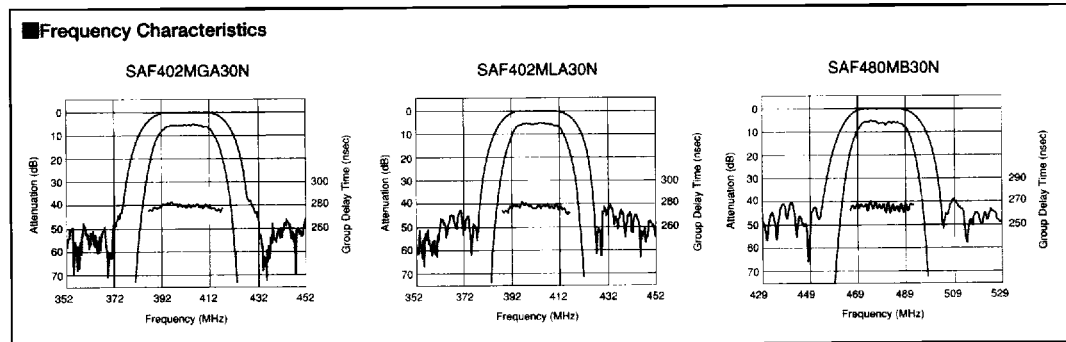


SAF402MR30T

(in mm)

Part Number	Insertion Loss (dB) max.	3dB Center Frequency (MHz)	3dB Bandwidth (MHz)	Spurious (dB) min.	Temperature Coefficient (ppm/C)
SAF402MGA30N	23	402.78±1.0	30.5±1.0	30	-70±15
SAF402MLA30N	23	402.78±1.0	28.5±1.0	30	-70±15
SAF402MR30T	27	402.78±1.0	28.5±1.0	30	-18±7
SAF480MB30N	23	479.5±2.0	27±1.0	30	-70±15
SAF480MS30T	27	479.5±2.0	27±1.0	30	-18±7

* Other 3 dB bandwidths are also available.



NOTES SURFACE ACOUSTIC WAVE FILTERS

- Since the insertion loss of surface acoustic wave filters varies with the matching state, the values of insertion loss in the table are not always in conformity with insertion loss of the actual circuit.
- fp—picture carrier, fc—chroma carrier, fs—sound carrier, fas—adjacent sound carrier, fap—adjacent picture carrier.
- Surface acoustic wave filters for CATV converters and CATV descramblers can be used for US 3 channels which are listed here and also for US 2 channels and US 4 channels.
- JPN 1 channel and JPN 2 channel types are also available for CATV converters and CATV descramblers.

EMI SUPPRESSION
FILTERS (EMFIL®)

MICROWAVE
COMPONENTS

FILTERS

VIDEO EQUIPMENT

FUNCTIONAL MODULES
HYBRID ICs

POWER SUPPLIES

SENSORS

CAPACITORS

THERMISTORS
/RESISTORS

COILS/DELAY LINES
/FERRITE CORES

RESONATORS

PIEZO PRODUCTS