

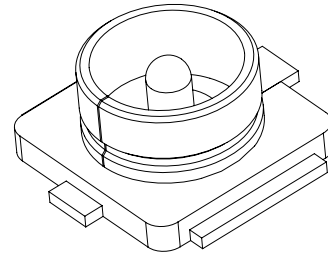
|  |  |  |  |  |
|--|--|--|--|--|
|  |  |  |  |  |
|  |  |  |  |  |

## 1、Scope

The product described in this paper is a SMT Type Micro Coaxial RF Receptacle, whose part name in our comply is USS RF REC..It is special for Microstrip-to-Coaxial adapter in RF circuit, Such as Mobile Phone, Wireless Net, MiniPCI, Bluetooth, PDA, GPS, Electric Measurement Instruments and so on.

## 2、Technical Parameters

|                         |                 |
|-------------------------|-----------------|
| 2.1 Rated Voltage       | 60VAC (R. M. S) |
| 2.2 Frequency Range     | 0~6GHz          |
| 2.3 Character Impedance | 50Ω             |
| 2.4 Operate Temperature | -40°C ~ +90°C   |
| 2.5 Operate Humidity    | 90% MAX         |



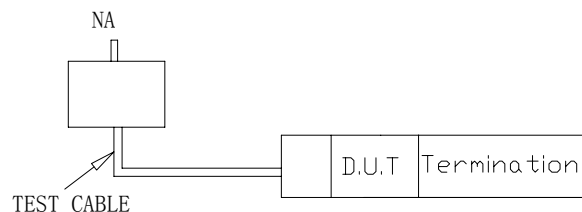
## 3、Electric Performance

|                                  |                     |
|----------------------------------|---------------------|
| 3.1 Dielectric Resistance        | 500MΩ               |
| 3.2 Dielectric Withstand Voltage | 200V AC 1Min        |
| 3.3 Contact Resistance           |                     |
| 3.3.1 Inner Contact              | Initial : 20 mΩ max |
| 3.3.2 Outer Contact              | Initial : 10 mΩ max |

### 3.4 VSWR

|         |
|---------|
| 0~6GHz  |
| 1.3 max |

#### 3.4.1 Test Method:



## 4、Mechanical Performance

|                |   |
|----------------|---|
| 4.1 Durability | 100 Cycles  |
| 4.2 Shock      | Accerlaration: 735m/s <sup>2</sup> , 11ms (Time), Waveform: Half-wave waveform, 6 Cycles In Each X-Y-Zaxis                              |
| 4.3 Vibration  | Frequency: 10-100Hz, single amplitude of 1.5mm, acceleration of 59m/s <sup>2</sup> . for 5cycles in the direction of each of the 3axis. |

|  |  |  |  |  |
|--|--|--|--|--|
|  |  |  |  |  |
|  |  |  |  |  |
|  |  |  |  |  |

5、Environment Performance

5.1 Temperature & Humidity Cycling

TEM.: 60°C Relative Humidity: 95% RH Time: 96 hours

5.2 Salt spray

Temp.: 35°C Conduction: 5% Time: 48 hours

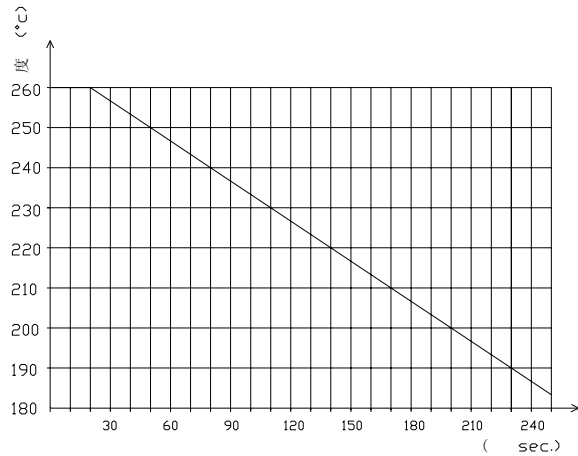
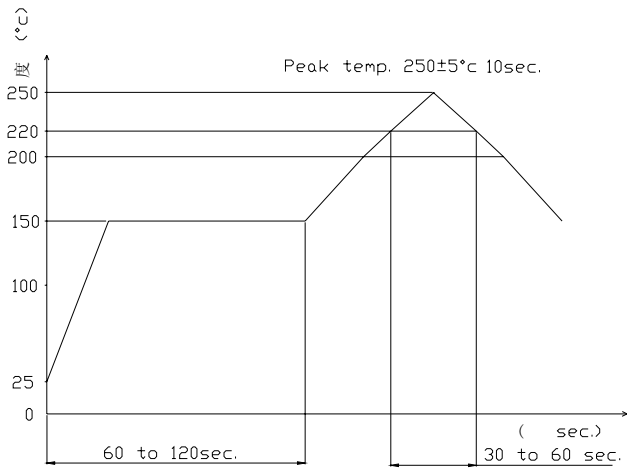
5.3 Solderability

The Sn Immersed Area must beyond by 95%.

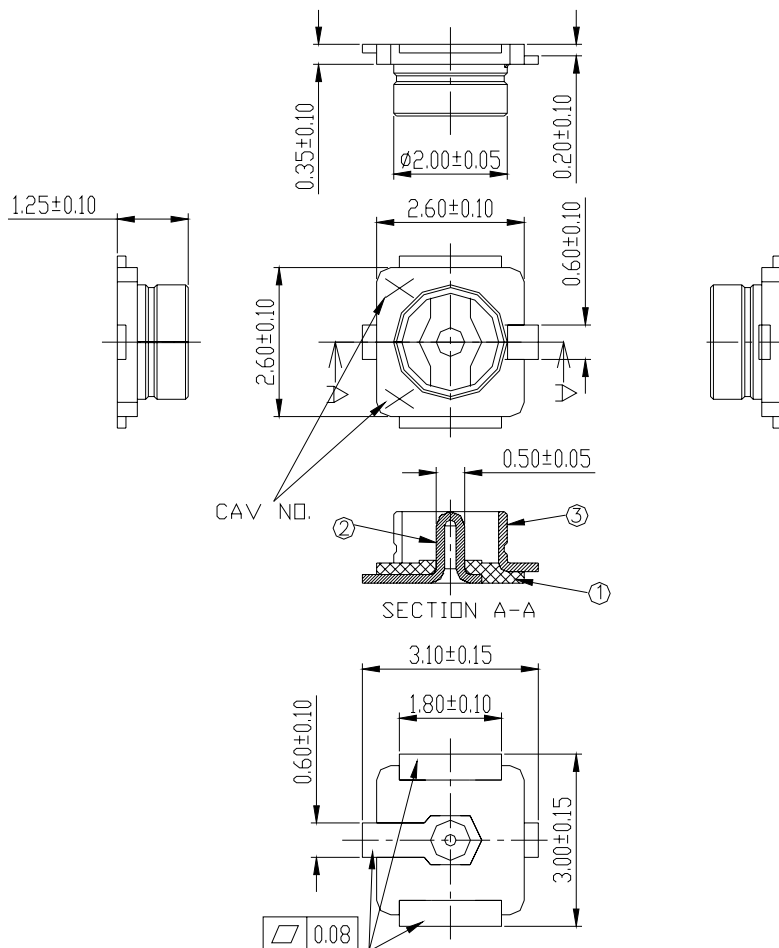
6、SMT Temperature Curve

6.1 Recommended tem.&time relative curve of Re-flow.

6.2 Extremed tem.&time curve of Re-flow



## 7、Profile Dimensions



|      |           |      |                                   |
|------|-----------|------|-----------------------------------|
| ③    | SHELL     | 1    | COPPER ALLOY/GOLD PLATED OVER Ni  |
| ②    | CONTACT   | 1    | COPPER ALLOY/GOLD PLATED OVER Ni  |
| ①    | HOUSING   | 1    | HIGHT TEMP. PLASTIC UL94V-0/BLACK |
| ITEM | PART NAME | Q'TY | MATERIAL/FINISH                   |

## 8、PCB LAYOUT

